

PERFORMANCE ANALYSIS OF HEXAGON-DIAMOND SEARCH ALGORITHM FOR MOTION ESTIMATION USING MATLAB

Redzuan Abdul Manap, Ranjit Singh Sarban Singh

Faculty of Electronic and Computer Engineering
Universiti Teknikal Malaysia Melaka
Melaka, Malaysia

redzuan@utem.edu.my, ranjit.singh@utem.edu.my

Abstract

To achieve a high compression ratio in coding video data, a method known as Motion Estimation (ME) is often applied to reduce the temporal redundancy between successive frames of a video sequence. One of ME techniques, known as Block Matching Algorithm (BMA), has been widely used in various video coding standards. In recent years, many of these BMAs have been developed with similar intention of reducing the computational costs while at the same time maintaining the video signal quality. In this paper, an algorithm called Hexagon-Diamond Search (HDS) is proposed for ME where the algorithm and several fast BMAs, namely Three Step Search (TSS), New Three Step Search (NTSS), Four Step Search (4SS) as well as Diamond Search (DS), are first selected to be implemented onto various type of standard test video sequence using MATLAB before their performances are compared and analyzed in terms of peak signal-to-noise ratio (PSNR), number of search points needed as well as their computational complexity. Simulation results demonstrate that HDS algorithm has speed up other algorithm's computational work up to 56% while at the same time maintains close performance in terms of PSNR to others.

Keywords: Block Match Algorithm; Motion Estimation; Video Coding; Video Compression.

I. INTRODUCTION

Due to limited channel bandwidth and strict requirements of real time video playback, efficient coding of video data in video file formats becomes vital process for many visual communication and multimedia applications and requires a very high compression ratio. To achieve this objective, the large amount of

temporal correlation, better known as temporal redundancy, need to be properly identified and eliminated. One effective and popular method to reduce the temporal redundancy between successive frames of a video sequence is called Motion Estimation (ME). One of ME techniques is known as Block Matching Algorithm (BMA). BMA has been widely used in various video coding standards such as ITU-T H.261/263 and MPEG-1/2/4 [1] – [4] and in any motion compensated video coding techniques owing to its high compression efficiency and its simplicity for implementation. Thus, to ensure the processing delay is reduced while at the same time maintaining good image quality, fast and accurate block matching search algorithm is highly desirable.

The full search (FS) algorithm is considered as the simplest BMA. All possible displacements in the search window are exhaustively evaluated to find the best matching block. The fact that the global optimal solution can be achieved using this kind of method proves the advantage of FS algorithm. However, due to its high computational complexity, it is not considered as a good choice for real-time video coding implementation. Thus, many fast BMAs have been proposed and developed in the last two decades, for example, 2-D logarithmic search (TDL) [5], three step search (TSS) [6], cross search (CS) [7], new three step search (NTSS) [8], four step search (4SS) [9], diamond search (DS) [10], cross diamond search (CDS) [11], new cross diamond search (NCDS) [12], cross diamond hexagonal search (CDHS) [13]

and directional gradient descent search (DGDS) [14], to reduce the computational cost as much as possible while at the same time making ME accuracy degradation as least as possible. Different search patterns and search strategies are employed in these fast BMAs to find the global optimal solution with reduced number of search points as compared with the FS algorithm.

In this paper, a new algorithm called hexagon-diamond search (HDS) is proposed where the algorithm and several selected fast BMAs, namely TSS, NTSS, 4SS and DS are first implemented onto standard video sequences using MATLAB. Their performances are then compared and analyzed in terms of peak signal-to-noise ratio (PSNR), number of search points needed as well as their computational complexity in order to determine the suitability of the proposed HDS algorithm for different motion content represented in those video sequences.

II. BLOCK MATCHING ALGORITHM

In general, BMA is concerned with estimating the amount of motion on a block by block basis. In a typical BMA, each frame is divided into non-overlapping blocks of $M \times N$ pixels. The current block of pels is compared with a corresponding block in the previous frame within a search area of size $(M + 2p \times N + 2p)$ as shown in Fig. 1 where p is the maximum displacement allowed, A is the block in the current frame, B is the block in the previous frame, and C is the search window in the previous frame [15]. The displacement between these two corresponding blocks is referred to as the motion vector (MV). It is found by the best match based on a certain matching cost function.

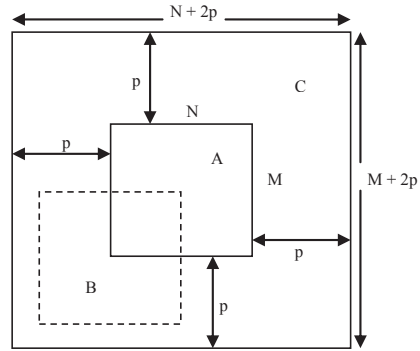


Figure 1. The current and previous frames in a search window

Various measures can be used as the matching cost function such as cross-correlation function (CCF), mean squared difference (MSD) and mean absolute difference (MAD). In the CCF measurement, the correlation function has to be maximized in order to obtain the best match. However, a good motion tracking would not be obtained using this measurement especially when the displacement was not large [16]. Meanwhile, in MSD and MAD cases, the distortion or matching error between the blocks must be minimized to obtain the best match. The matching function for MSD and MAD respectively are defined as [5]:

$$MSD(i, j) = \frac{1}{MN} \sum_k \sum_l [S_f(k, l) - S_{f-1}(k + i, l + j)]^2 \tag{1}$$

$$MAD(i, j) = \frac{1}{MN} \sum_k \sum_l [S_f(k, l) - S_{f-1}(k + i, l + j)] \tag{2}$$

Where $S_f(k, l)$ is the location of the pel at the upper most left in the block of the current frame, f , and $S_{f-1}(k + i, l + j)$ is the location of the pel on the previous frame, $f - 1$, shifted by the i pels and j lines. The best match is represented by the smallest $MSD(i, j)$ or $MAD(i, j)$ within the search window respectively.

III. OVERVIEW OF SELECTED FAST BLOCK MATCHING ALGORITHMS

A. Three Step Search Algorithm

Koga *et.al.* [6] use a three step search procedure to determine MV estimation. The algorithm is known as TSS algorithm and it is used for displacement computation up to 7pels/frame. The search procedure for this algorithm is described as follows:

- Step 1: 9 checking points centered at the origin of the search window are first searched with a step size of s . The check point with the minimum cost function value is selected as the centre point for the second step.
- Step 2: Another 8 checking points surrounding the new centre with half the previous step size are checked. Again, the check point with the minimum cost function value is selected as the centre point for the third step.
- Step 3: In this last step of the procedure, the step size is again halved. 8 more checking points surrounding the new centre is checked. The MV is given by the position of the point that gives the minimum cost function value in this stage.

B. New Three Step Search Algorithm

Rather than using the uniform distribution as being used in TSS algorithm, which becomes inefficient for small motion estimation, NTSS algorithm emphasis on the use of centre-biased MV distribution, which is one of real world image sequence's characteristics. The search procedure for NTSS differs from TSS by firstly, employing a centre-biased checking point pattern in its first step and secondly, incorporating a halfway-stop technique for stationary or quasi-stationary blocks. The details of the algorithm are given below [8]:

Step 1: In addition to the original checking points used in TSS algorithm, 8 extra points are added, which are the eight neighbors of the search window centre.

Step 2: A halfway-stop technique is used for stationary and quasi-stationary block in order to fast identify and then estimation for these blocks:

- a) If the minimum cost function value in the first step occurs at the search window centre, the search is stopped. This is called the first-step-stop.
- b) If the minimum cost function point in the first step is one of the eight neighbors of the search window centre, the search in the second step will be performed only for another eight neighboring points surrounding the new minimum cost function point. The search is then stopped. This is called the second-step-stop.
- c) If a) and b) are not the case, the second and the third step of TSS algorithm are implemented.

C. Four Step Search Algorithm

For the maximum displacement of 7pels/frame, this 4SS algorithm utilizes a centre-biased search pattern with nine checking points on a 5×5 window in the first step instead of a 9×9 window used in TSS and NTSS algorithms. The algorithm is summarized as follows [9]:

Step 1: A minimum cost function point is found from a nine-checking-points pattern on a 5×5 window located at the centre of the search window. If the point is located at the centre of the search window, go to Step 4; otherwise go to Step 2.

Step 2: The search window is maintained as 5×5 . However, the search pattern will depend on the position of the previous minimum cost function point.

- a) If the previous minimum cost function point is located at the corner of the previous search window, five additional checking points are used.
- b) If the previous minimum cost function point is located at the middle of horizontal or vertical axis of the previous search window, three additional checking points are used.

If the minimum cost function point is found at the centre of the search window, go to Step 4; otherwise go to Step 3.

Step 3: The searching pattern strategy is as in Step 2, but finally it will go to Step 4.

Step 4: The search window is reduced to 3×3 and the direction of the overall MV is considered as the minimum cost function point among these nine searching points.

D. Diamond Search Algorithm

Instead of typical rectangular shape used in TSS, NTSS and 4SS algorithms, the DS algorithm uses a diamond shape which tries to behave as an ideal circle-shaped coverage for considering all possible directions of an investigating MV. The algorithm is summarized as follows [10]:

Step 1: The large diamond search pattern (LDSP) is centered at the origin of the search window, and the nine checking points of LDSP are tested. If the minimum cost function point calculated is located at the centre, go to Step 3. Otherwise, go to Step 2.

Step 2: The minimum cost function point found in the previous search step is re-positioned as the centre point to form a new LDSP. If the new minimum cost function point obtained is located at the centre position, go to Step 3. Otherwise, recursively repeat this step.

Step 3: Switch the search pattern from LDSP to small diamond search pattern (SDSP). The minimum cost function point found in this step is the final solution for the MV which points to the best matching block.

IV. PROPOSED ALGORITHM

Instead of LDSP shape used in the initial step of DS algorithm, the proposed HDS algorithm employs a hexagon shape for its first and second steps before using the same SDSP shape, used in DS algorithm, in its final search step. The hexagon is proposed here because most of the block displacements of real-world video sequences are mainly in horizontal and vertical directions [17]. The proposed HDS algorithm is summarized as follows:

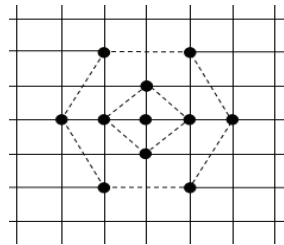


Figure 2. The proposed Hexagon-diamond search pattern

Step 1: The hexagon search pattern shown in Fig. 2 is centered at the origin of the search window, and the seven checking points of hexagon, including the center point, are tested. If the minimum cost function point calculated is located at the centre, go to Step 3. Otherwise, go to Step 2.

- Step 2: The minimum cost function point found in the previous search step is re-positioned as the centre point to form a new hexagon shape. If the new minimum cost function point obtained is located at the centre position, go to Step 3. Otherwise, recursively repeat this step.
- Step 3: Switch the search pattern from hexagon to SDSP as in Fig. 2. The minimum cost function point found in this step is the final solution for the MV which points to the best matching block.

V. EXPERIMENTAL SETUP

For all simulation work, the block size is fixed at 16×16 . To make a consistent comparison to previously developed research works in ME, block matching is conducted within a 15×15 search window. In other words, the maximum displacement allowed is set at ± 7 in horizontal and vertical directions. Besides that, the full-pixel grid is set for all BMAs concerned and frame distance between the predicted frame and the original frame is set to be 1. MAD, as opposed to MSD, is used as the matching cost function in the search procedure due to the fact it does not require multiplication operation, hence further reducing the block matching computational requirements.

To be in agreement with previously developed research works in ME, video sequences selected for the analysis are the standard sequences used in previous works as listed in Table I.

Table I. Selected Video Sequences For Analysis

Video Sequence	Format	Frame Rate (fps)	Length
Akiyo	QCIF	15	100
Coastguard			
Foreman			
News			
Salesman			
Tennis			

VI. SIMULATION RESULTS

Although the number of frame to be simulated in the source code is specified by the user, only the first 30 frames of the available test video sequences is considered to be simulated and analyzed in this paper. This is done to present much easier-to-understand analysis for the purpose of the novice readers.

Table II compares the performance of HDS algorithm against the selected fast BMAs in terms of average number of search points required to obtain MV per block per frame while the average PSNR per block per frame for HDS algorithm and these fast BMAs is given in Table III. Based on Table II, HDS algorithm constantly outperformed FS, TSS, NTSS, 4SS and DS algorithms in terms of search points required in determining the MV of the block. For small-motion sequences like "Akiyo", "News" and "Salesman", an average of 15.6%, 35.2%, 36.1% and 55.9% speed improvement is achieved by HDS algorithm over DS, 4SS, NTSS and TSS algorithm respectively. For moderate-motion sequence like "Coastguard", around 15.4%, 35.3% 53.9% and 56.0% speed improvement is achieved by HDS algorithm over DS, 4SS, NTSS and TSS algorithm respectively. For relatively higher degree of motion sequences such as "Foreman" and "Tennis", HDS algorithm achieves an average of 20.8%, 37.6%, 42.8% and 51.7% speed improvement compared to DS, 4SS, NTSS and TSS algorithm. Thus, it can be said that the average searched points per block with the observation $HDS < DS < 4SS < NTSS < TSS < FS$ is manifested for the video sequences with maximum displacements of $p = \pm 7$.

Table II. Average Number Of Search Points Per Block Per Frame

Video	Algorithm					
	FS	4SS	DS	NTSS	TSS	HDS
Akiyo	225	17	13	17.038	25	11.003
News	225	17	13.080	17.334	25	11.025
Salesman	225	17.043	13.110	17.457	25	11.060
Coastguard	225	17	13	23.836	25	11
Tennis	225	19.081	13.957	19.861	25	12.286
Foreman	225	19.638	16.865	22.579	25	11.879

Table III. Average Psnr Per Block Per Frame

Video	Algorithm					
	FS	4SS	DS	NTSS	TSS	HDS
Akiyo	44.15	44.15	44.03	44.15	44.15	44.03
News	37.89	37.88	37.27	37.89	37.86	37.27
Salesman	37.84	37.83	37.07	37.83	37.83	37.07
Coastguard	32.02	32.02	29.53	32.02	32.02	29.53
Tennis	31.09	30.29	26.21	30.78	30.63	26.21
Foreman	29.33	29.25	27.83	29.32	29.24	27.83

With such speed improvement, the experimental results also show that HDS algorithm still achieves comparable distortion error against other fast BMAs in terms of PSNR value. From the result tabulated in Table III, HDS algorithm gives similar performance as DS algorithm while at the same time produces close performance to NTSS, 4SS and TSS especially for the sequences containing small motion. For vigorous motion content like "Tennis" and Foreman", HDS algorithm provides similar performance as DS algorithm, though slight degradation in video quality is produced, around 9.9%, when compared to NTSS algorithm which gives the closest PSNR performance to FS algorithm.

To gain further insights, the average number of search points per block and the average PSNR value per block are plotted on frame-by-frame basis for "News" and "Tennis" video sequences as shown in Fig. 3, Fig. 4, Fig. 5, and Fig. 6. Both sequences are chosen to represent the performance of the algorithms when dealing with small-motion and large-motion sequences respectively.

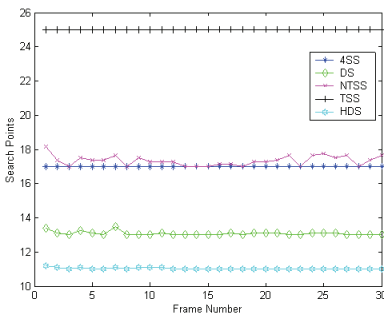


Figure 3. Average search points per block per frame for "News" sequence.

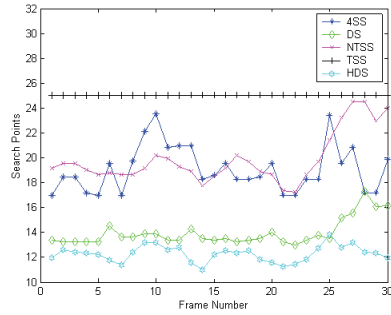


Figure 4. Average search points per block per frame for "Tennis" sequence.

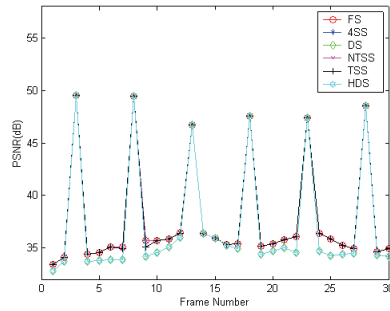


Figure 5. Average PSNR per block per frame for "News" sequence.

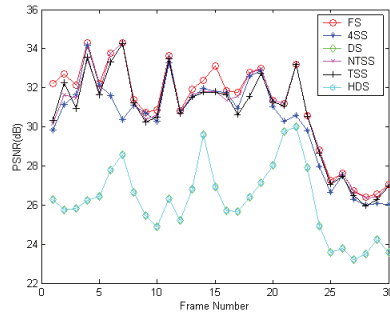


Figure 6. Average PSNR per block per frame for "Tennis" sequence

From observations made on Fig. 3 and Fig.4, the superiority of HDS algorithm to other fast BMAs in terms of number of search points needed is clearly illustrated. Meanwhile, all the selected algorithms, including the proposed HDS algorithm, perform considerably well in terms of PSNR analysis with NTSS algorithm gives the closest PSNR value to FS algorithm as indicated in Fig. 5 and Fig. 6.

VII. CONCLUSION

In this paper, an algorithm called Hexagon-Diamond Search (HDS) is proposed for ME implementation. The algorithm is implemented onto several types of standard test video sequences in MATLAB. The performances of the proposed HDS algorithm are then compared to several selected fast BMAs in terms of PSNR, number of search points needed as well as computational complexity. Simulation results show that HDS algorithm is the best among the selected algorithms in terms of the number of required search points, where it sped up other algorithms computational work up to 56% regardless the motion content of the sequences. At the same time, the results also show that HDS algorithm has maintained a close search quality performance to those selected fast BMAs.

ACKNOWLEDGMENT

The authors would like to thank Universiti Teknikal Malaysia Melaka (UTeM) for their sponsorship through Short Term Grant (STG) scheme that makes this research possible.

REFERENCES

- [1] Video Codec for Audiovisual Services at p kbit/s, ITU-T Recommendation H.261, March 1993.
- [2] Video Coding for Low Bit Rate Communication, ITU-T Recommendation H.263, February 1998.
- [3] Information Technology – Coding of Audio Visual Objects – Part 2: Visual, ISO/IEC 14 469-2 (MPEG-4 Visual), 1999.
- [4] K. R. Rao and J. J. Hwang, Techniques and Standards for Image, Video and Audio Coding. Englewood Cliffs, NJ: Prentice Hall, 1996.
- [5] H. Gharavi and M. Mills, "Blockmatching motion estimation algorithms – New results," IEEE Trans. Circuits and Systems, vol. 37, pp. 649-651, May 1990.
- [6] T. Koga, K. Iimuna, A. Hirano, Y. Iijima, and T. Ishiguro, "Motion compensated interframe coding for video conferencing," in Proc. National Telecommunications Conf., vol. 4, New York, Nov. 1981, pp. G5.3.1-G5.3.5.
- [7] M. Ghanbari, "The cross-search algorithm for motion estimation," IEEE Trans. Commun., vol. 38, pp. 950-953, July 1990.
- [8] R. Li, B. Zheng, and M. L. Liou, "A new three-step search algorithm for block motion estimation," IEEE Trans. Circuits Syst. Video Technol., vol. 4, pp. 438-443, August 1994.
- [9] L. M. Po and W. C. Ma, "A novel four-step search algorithm for fast block motion estimation," IEEE Trans. Circuits Syst. Video Technol., vol. 6, pp 313-317, June 1996.
- [10] S. Zhu and K. K. Ma, "A new diamond search algorithm for fast block-matching motion estimation," IEEE Trans. Image Processing, vol. 9, pp. 287-290, February 2000.
- [11] C. H. Cheung and L. M. Po, "A novel cross-diamond search algorithm for fast block motion estimation," IEEE Trans. Circuits Syst. Video Technol., vol. 12, pp. 1168-1177, December 2002.
- [12] H. Jia and L. Zhang, "A new cross diamond search algorithm for block motion estimation," in Proc. IEEE International Conf. on Acoustics, Speech and Signal Processing, vol. 3, pp. 357-360, 2004.
- [13] C. H. Cheung and L. M. Po, "Novel cross diamond hexagonal search algorithm for fast block motion estimation," IEEE Trans. Multimedia, vol. 7, pp. 16-22, February 2005.
- [14] L. M. Po, K. H. Ng, K. W. Cheung, K. M. Wong, and C. W. Ting, "Novel directional gradient descent searches for fast block motion estimation," IEEE Trans. Circuits Syst. Video Technol., vol. 19, pp. 1189-1195, August 2009.
- [15] R. Srinivasan and K. R. Rao, "Predictive coding based on efficient motion

- estimation," IEEE Trans. Commun., vol. COM-33, pp. 888-896, August 1985.
- [16] J. R. Jain and A. K. Jain, "Displacement measurement and its application in interframe image coding," IEEE Trans. Commun., vol. COM-29, pp. 1799-1808, December 1981.
- [17] S. S. S. Ranjit, S. K. Subramaniam, S. I. M. Salim and R. A. Ramlee, "Hexagon-Diamond Grid System for Motion Tracking," Proc. UKSim European Symposium on Computer Modeling and Simulation, pp.203-207, 2009.