

FACE RECOGNITION USING FIXED SPREAD RADIAL BASIS FUNCTION NEURAL NETWORK FOR SECURITY SYSTEM

Khairul Azha A. Aziz, Rostam Affendi Hamzah, Shahrum Shah Abdullah, Ahmad Nizam Jahari, Siti Dhamirah 'Izzati Damni

¹Universiti Teknikal Malaysia Melaka (UTeM)
Faculty of Engineering Technology
Malacca, Malaysia

²Universiti Teknologi Malaysia (UTM)
Malaysia - Japan International Institute of Technology (MJIT)
Kuala Lumpur, Malaysia

Universiti Teknikal Malaysia Melaka (UTeM)
Faculty of Electronics and Computer Engineering
Malacca, Malaysia

Email: khairulazha@utem.edu.my, shahrum@ic.utm.my,
ahmad.nizam@utem.edu.my

Abstract

This paper presents face recognition using spread fixed spread radial basis function neural network for security system. The face recognition system can be applied to security system such as door lock system etc. Acquired image will be going through image processing process. General preprocessing approach is use for normalizing the image. Radial Basis Function Neural Network is use for face recognition and Support Vector Machine is used as the face detector. RBF Neural Networks offer several advantages compared to other neural network architecture such as they can be trained using fast two stages training algorithm and the network possesses the property of best approximation. The output of the network can be optimized by setting suitable values of the center and spread of the RBF but in this paper fixed spread is used as there is only one train image for every user and to limit the output value.

Keywords: component; Face recognition, Radial Basis Function Neural Network, Image Processing.

or behavioral characteristics [1]. Face can be defined as the front part of head from the forehead to the chin [2]. A number of biometrics have been proposed, researched and evaluated for identification applications. Face is one of the most acceptable biometrics because it is one of the most common methods of identification which humans use in their interactions [1]. Face recognition is one of many possible approaches to biometric identification therefore many biometric systems are based on face recognition in combination with other biometric features such as voice or fingerprints. The human face is a dynamic object but with a standard configuration of facial features which can vary within a limited range such as using only the frontal view. It is a difficult problem to detect such dynamic objects and considering the changes in faces over time (facial hair, glasses, wrinkles, skin color, bruises) together with variations in pose, developing a robust face detection algorithm is still a hard problem to solve in computer vision systems [9].

I. INTRODUCTION

Biometrics deals with the identification of individuals based on their biological

II. IMAGE PROCESSING

In this project, the acquired image is first converted into double class in matrix form. The matrix is then converted into column matrix $1 \times n$. This input will be fed into the RBF network for the next process. Figure 1 and 2 shows the conversion of image into matrix form. The image that to be fed into the network whether for training or testing will be normalized using a preprocessing step, adapted from [4].

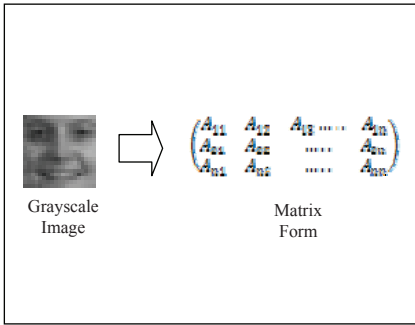


Figure 1: Convert Image to Matrix

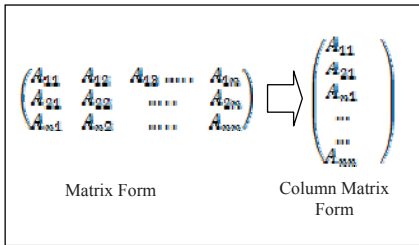


Figure 2: Convert Matrix to Column Matrix




Figure 3: Image Preprocessing

III. RADIAL BASIS FUNCTION NEURAL NETWORK

RBFNN offers several advantages compared to the Multilayer Perceptrons. Two of these advantages are:

1. They can be trained using fast 2 stages training algorithm without the need for time consuming non-linear optimization techniques.
2. ANN RBF possesses the property of 'best approximation' [11]. This means that if in the set A of approximating functions (for instance the set $F(x, w)$ spanned by parameters w), then the RBFNN has the minimum distance from any given function of a larger set, H .

RBFNN had been successfully used in face detection such as in Mikami, *et.al.*, 2003[3] and K. A. A. Aziz, *et.al.* [12][13] [14]. Figure 4 illustrates the architecture of the RBFNN used in this work.

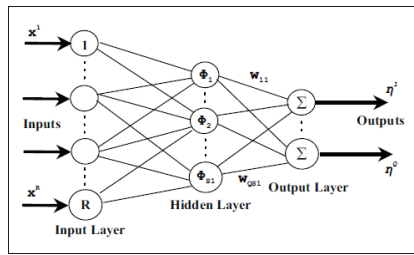


Figure 4: RBF Neural Network

The network consists of three layers: an input layer, a hidden layer and an output layer. Here, R denotes the number of inputs while Q the number of outputs. For $Q = 1$, the output of the RBFNN in Figure 4 is calculated according to

$$\eta(x, w) = \sum_{k=1}^{S_1} w_{1k} \phi(\|x - c_k\|_2) \tag{1}$$

where $x \in \mathfrak{R}^{R \ 1}$ is an input vector, $\phi(\cdot)$ is a basis function, $\|\cdot\|$ denotes the Euclidean norm, w_{1k} are the weights in the output layer, S_1 is the number of neurons (and centers) in the hidden layer and $c_k \in \mathfrak{R}^{R \ 1}$ are the RBF centers in the input vector space. Equation (1) can also be written as

$$\eta(x, w) = \phi^T(x)w \tag{2}$$

where

$$\phi^T(x) = [\phi(\|x - c_1\|) \dots \phi_{s1}(\|x - c_{s1}\|)] \tag{3}$$

and

$$w^T = [w_{11} w_{12} \dots w_{1s1}] \tag{4}$$

The output of the neuron in a hidden layer is a nonlinear function of the distance given by:

$$\phi(x) = e^{-\frac{x^2}{\beta^2}} \tag{5}$$

β is the spread parameter of the RBF. For training, the least squares formula was used to find the second layer weights while the centers are set using the available data samples.

IV. NETWORK TRAINING

The network is trained using one image for every user. The simplest procedure for selecting the basis function centers c_k is to set the center equal to the input vectors or a random subset of the input vectors from the training set but this is not an optimal procedure since it leads to the use of unnecessarily large number of basis function [6]. Broomhead *et.al.* [8] suggested strategies for selecting RBF centers randomly from the training data. The centers of RBF can either be distributed uniformly within the region of input space for which there is data. In this paper K-means clustering was used.

K-means clustering is one of the techniques that was used to find a set of centers where the technique is more accurately reflects the distribution of the data points [6]. It is used in research such as in [3] and [7]. In k-means clustering, the number of desired centers, K , must be decided in advance. The difference

between two n-dimensional vectors, \bar{V}_i and \bar{V}_j will be the spread value given by:

$$E_{ij} = \sqrt{\sum_{k=1}^n \{w_k \cdot (v_{ik} - v_{jk})^2\}} \tag{6}$$

For the training, supervised learning is used where training patterns are provided to the RBFNN together with a teaching signal or target. As for the input of the user's face will be given the value of 1.

V. TESTING

Testing the network divided into two parts. The first part is using the same person as the input image and the second part is using different person. For both part, the output values are recorded.

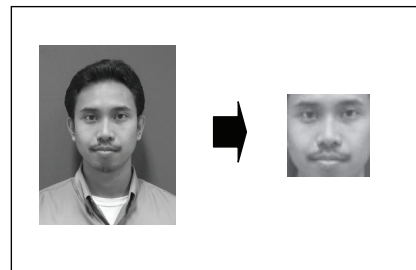


Figure 5: Face detection

Face detection use the new reduced set method for Support Vector Machines (SVMs) taken from [9].

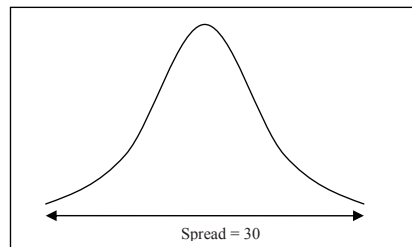


Figure 5: Spread For Center

In this paper, fixed spread value of RBFNN is used and spread ranging from 10 to 30 is used to find the best spread setting.

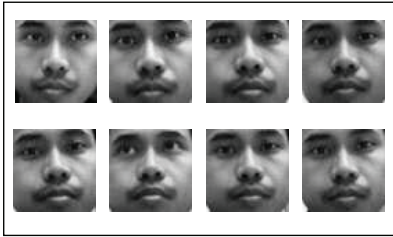


Figure 6: Face image using same person as input

VI. RESULTS AND DISCUSSIONS

Table 1 shows the output using 10 images with spread ranging from 10 to 30.

Table 1: Output using different spread value

Image No.	Spread Value				
	10	15	20	25	30
1	0.12177	0.47407	0.65204	0.76677	0.86208
2	0.09497	0.46838	0.62428	0.74399	0.81019
3	0.15841	0.44032	0.62468	0.72568	0.80599
4	0.37757	0.42894	0.62910	0.76942	0.79489
5	0.30389	0.46488	0.61575	0.73994	0.79581
6	0.38865	0.43339	0.64862	0.73414	0.80894
7	0.29739	0.46123	0.63516	0.82496	0.79308
8	0.40463	0.46402	0.59523	0.83513	0.80746
9	0.35306	0.42466	0.60791	0.70033	0.78928
10	0.36185	0.45722	0.74761	0.74080	0.77571

The results of testing the face recognition system using RBFNN are shown in Table 2 and Table 3. The RBFNN used fixed spread setting that is equal to 30. As for the face detection, SVM from [14] was used. The first image in Table 2 is the training image for the RBFNN and the target value is 1. As we can see in the table, the values for imposter or other than the user were less than 0.8. Table 3 is the result of testing the system using only the user's face as the input. Here we can see that values given by the network are more than 0.85.

Table 2: Testing using different person image as input

Acquired Image	Preprocessing Image	Value
		(Training Image)
		0.8603 (user)
		0.6421
		0.7232
		0.7827

Table 3: Testing using user image as input

Acquired Image	Preprocessing Image	Value
		(Training Image)
		0.9155 (recognize)
		0.8966 (recognize)
		0.8921 (recognize)
		0.8542 (recognize)

VII. CONCLUSION

The results in Table 1, 2 and 3 shows that the system can recognize a person using 30 spread value and the threshold for output is more than 0.85. Other than the user or imposter will get the value of output less than 0.8. This system can be applied in security system such as door lock. Nowadays many door lock system using pin code for authorize person to enter a restricted room. The pin code system can be changed with face recognition system.

ACKNOWLEDGMENT

The authors would like to acknowledge the funding from Short Term Grant of Universiti Teknikal Malaysia Melaka.

REFERENCES

- [1] A. Jain, R. Bolle, and S. Pankanti, "Biometrics: Personal Identification in Networked Society", Springer Science+Business Media, Inc 2006.
- [2] A. G. Bors, "Introduction of Radial Basis Functions (RBF) Networks", University of York.
- [3] T. Mikami, M. Wada, "Example-based Face Detection Using Independent Component Analysis and RBF Network", SICE Annual Conference in Fukui, August 4-6, 2003.
- [4] H. A. Rowley, S. Baluja, and T. Kanade. "Neural Network-Based Face Detection", IEEE Trans. Pattern Analysis and Machine Intelligence, vol. 20, no. 1, pp. 23-38. 1998.
- [5] T. Dunstone and N. Yager, "Biometric System and Data Analysis", Springer 2008.
- [6] S. S. Abdullah, M. M. Idris, "A Short Course In Artificial Neural Networks" 2008.
- [7] M. J. Er, S. Wu, J. Lu, and H. L. Toh, Face Recognition With Radial Basis Function (RBF) Neural Networks, IEEE Transactions On Neural Networks, Vol. 13, No. 3, May 2002.
- [8] D. S. Broomhead and D. Lowe, Multivariable functional interpolation and adaptive networks, Complex Systems, vol. 2, pp 321-355.
- [9] E. Hjelmas, and B. K. Low, "Face Detection: A Survey" Academic Press, 2001.
- [10] W. Kienzle, G. Bakir, M. Franz and B. Scholkopf: Face Detection - Efficient and Rank Deficient. In: Advances in Neural Information Processing Systems 17, pg. 673-680, 2005.
- [11] F. Girosi and T. Poggio 1990, "Networks and the best approximation property". Biological Cybernetics 63, 169-176.
- [12] K. A. A. Aziz and S. S. Abdullah. "Face Detection Using Radial Basis Functions Neural Networks With Fixed Spread", The Second International Conference on Control, Instrumentation and Mechatronic Engineering (CIM09) Malacca, Malaysia, June 2-3, 2009.
- [13] K. A. A. Aziz, S. S. Abdullah, R. A. Ramlee and A. N. Jahari. "Face Detection Using Radial Basis Function Neural Networks With Variance Spread Value", The International Conference of Soft Computing and Pattern Recognition (SoCPaR 2009) Malacca, Malaysia, December 4-7, 2009.
- [14] K. A. A. Aziz, S. S. Abdullah, R. A. Ramlee, S. I. Samsudin and A. N. Jahari "Overlapping Factor For Radial Basis Function Neural Network Spread Value In Face Detection", The 2nd International Conference on Engineering and ICT Malacca, Malaysia, February 18-20, 2010.

